

Rajat KOCHHAR

Economics B - Group 38
No. of responses = 13

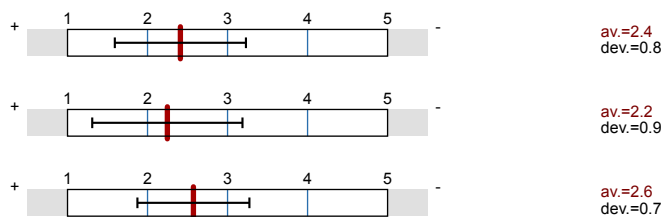


Overall indicators

Global Index

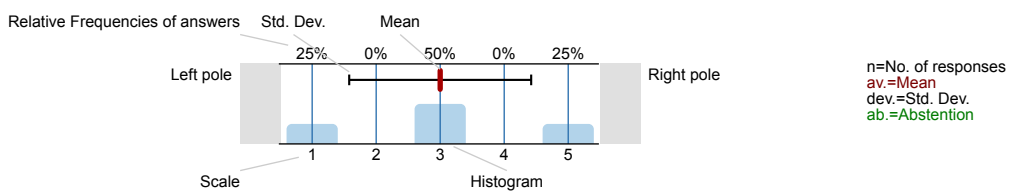
1. Class/Seminar Teacher Evaluation

2. Course Evaluation



Legend

Question text

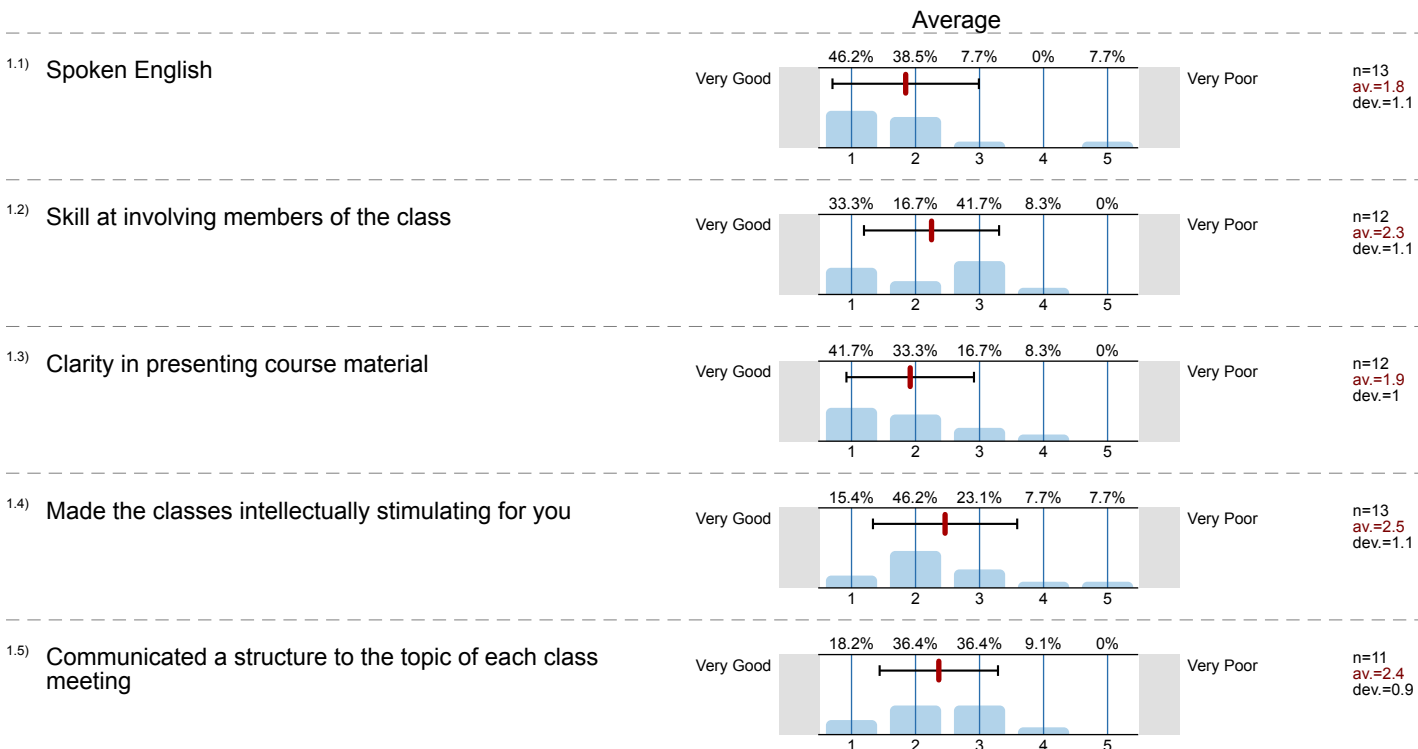


1. Class/Seminar Teacher Evaluation

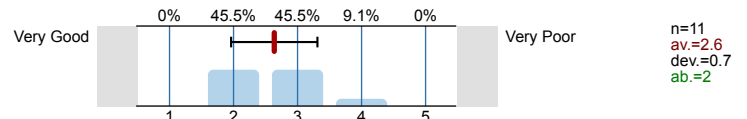
This survey requests your feedback on two separate aspects of your learning experience, split into three sections. The first section asks for your views on your teacher's class/seminar teaching. The second section (overleaf) asks for your views on the course as a whole *at this point in time*. Finally, the third section asks for some information about you, to aid analysis.

Your responses will be used to identify areas of good practice. They will also be used to help improve the teaching and learning experience for you and your peers. Please complete the survey thoughtfully and constructively, marking one box for each question unless indicated otherwise.

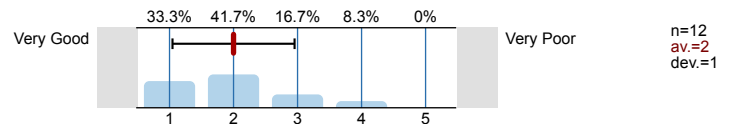
Please rate your class/seminar teacher on the points below using the following scale:
(1 – very good, 2 – good, 3 – average, 4 – poor, 5 – very poor, not applicable)



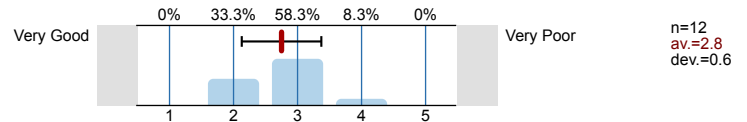
1.6) Provided helpful feedback on your work/performance



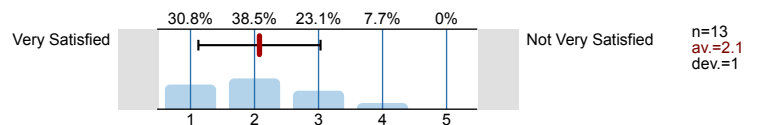
1.7) Improved your understanding of the course material



1.8) Please rate your own contribution to classes/ seminars using the same scale



1.9) In general, how satisfied have you been so far with the class teaching on this course by this teacher?



1.10) Please write below aspects of this teacher's class/seminar teaching that you think could be improved and/or aspects that were particularly helpful.

Explanation in terms of diagrams is very helpful

- Not much to be improved.
- It is sometimes helpful when he uses a mathematical approach.

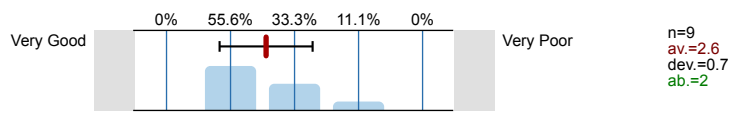
Discuss in more depth the question (discussion in class) of the Moodle quiz

Went well through the quiz and helped understanding.
 Took different approaches to explaining concepts.


Better/slower speaking
 And to tell more facts - use more of digital
 screen

2. Course Evaluation

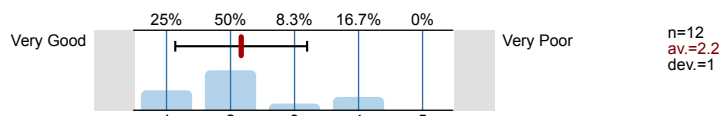
2.1) How do you rate the reading list(s) provided for this course?



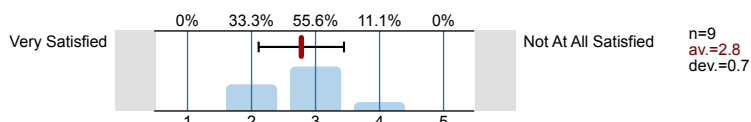
2.2) How many hours of independent study do you put into this course each week?



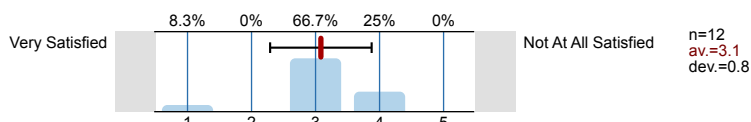
2.3) How useful have you found the Moodle and/or any other course materials?



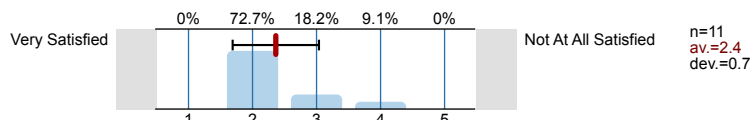
2.4) How satisfied have you been with this course content as a whole to date?



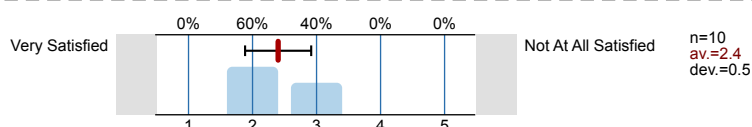
2.5) How satisfied have you been with the lectures as a whole to date?



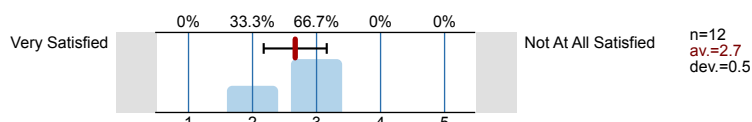
2.6) How satisfied have you been with the integration of classes with lectures?



2.7) How satisfied have you been with the amount of contact time with teachers for this course?



2.8) How satisfied are you that the feedback received on this course will be helpful in preparing you for the final course assessment?



2.9) Would you recommend this course to other students?



2.10) Please write below what you think could be improved about this course as a whole and/or aspects of the course that have been particularly positive.

- provide lecture notes instead of just ppt slides.

Lectures could be more entertaining.
- Break up the 2 hour lecture into 2

Lectures are two slots together (2 hours on Fri) which is a bit long to keep engaged.

2 x 1 hour lectures across the week


Not 1 2 hour lecture

2 1 hour lectures instead of a 2 hour lecture.


At times course is too dry, very little application to real world.

3. Your Information

3.1) Which category of student are you?



3.2) Which of the reasons given below describe why you are taking the course? (Please select all that apply)

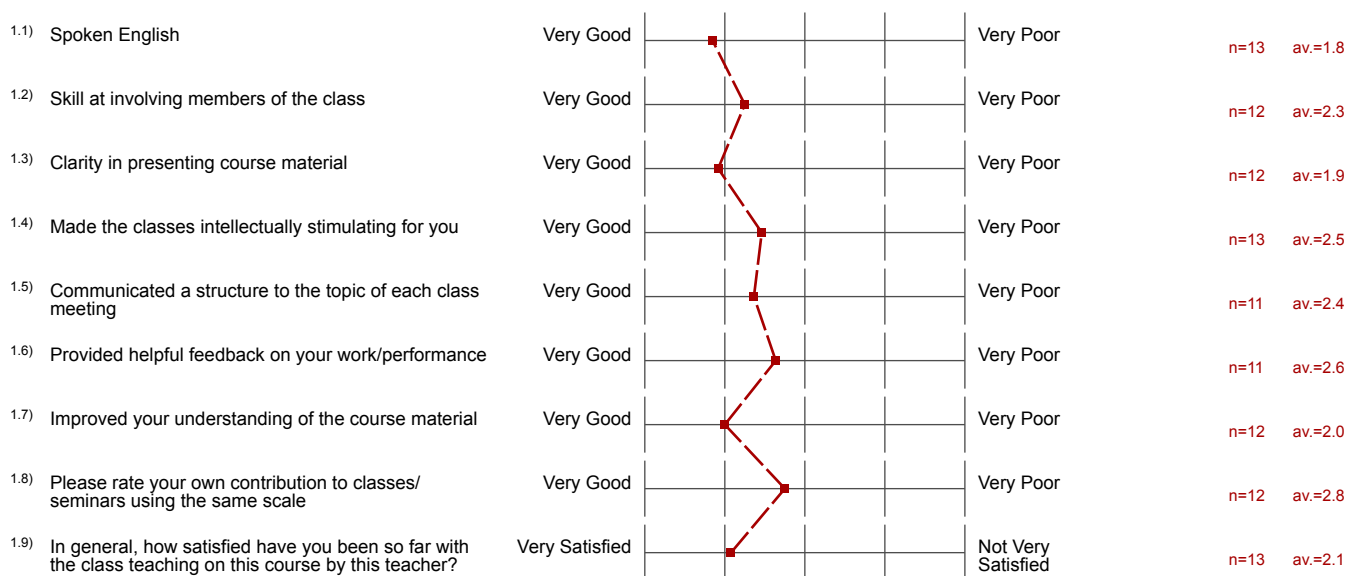


Profile

Subunit: EC - Economics
 Name of the instructor: Rajat KOCHHAR
 Name of the course: Economics B - Group 38
 (Name of the survey)

Values used in the profile line: Mean

1. Class/Seminar Teacher Evaluation



2. Course Evaluation

