

Project Title: **Learning Experience Evaluations - Fall 2020**

Courses Audience: **18**  
Responses Received: **5**  
Response Ratio: **27.78%**

---

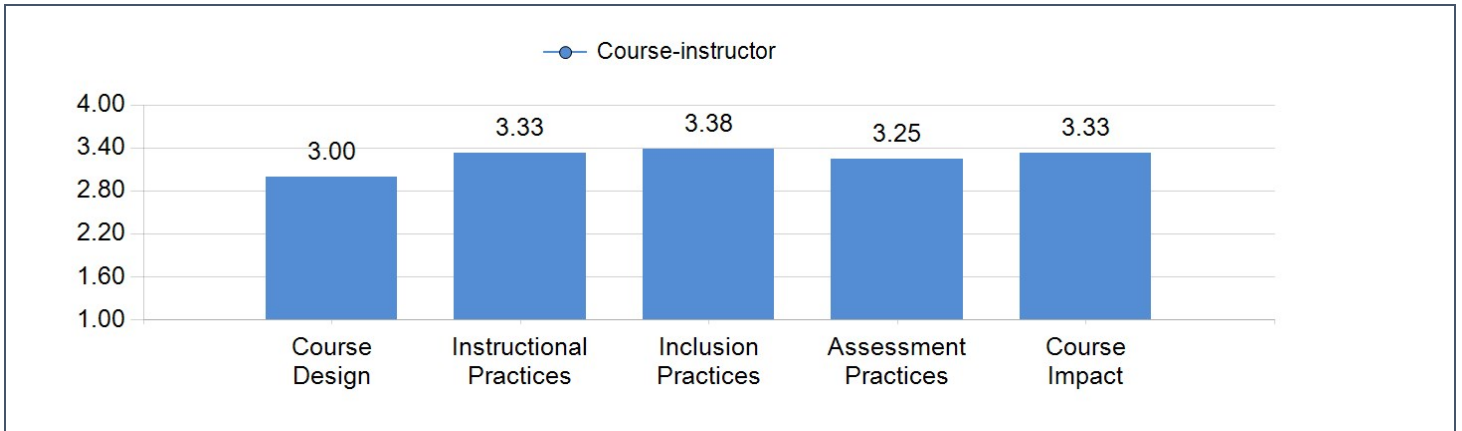
## Report Comments

**This semester's summary scores reflect a shift to online instruction.**

**Please download and save a PDF copy of this report**

## LEARNING EXPERIENCE SUBSCALE ANALYSIS

### Learning Experience Subscale Average Score



Competency	Course-instructor	Standard Deviation
Course Design	3.00	+/-0.00
Instructional Practices	3.33	+/-0.52
Inclusion Practices	3.38	+/-0.52
Assessment Practices	3.25	+/-0.46
Course Impact	3.33	+/-0.52

**COURSE DESIGN**

	N	Mean	Std. Deviation
The course objectives were well explained.	2	3.00	0.00
The course assignments were related to the course objectives.	2	3.00	0.00
I understood what was expected of me in this course.	2	3.00	0.00

**INSTRUCTIONAL PRACTICES**

	N	Mean	Std. Deviation
The instructor carefully explained difficult concepts, methods, and subject matter.	2	3.50	0.71
The instructor encouraged me to do my best work.	2	3.50	0.71
The instructor encouraged questioning and discussion of course topics from the students	2	3.00	0.00

**INCLUSION PRACTICES**

	N	Mean	Std. Deviation
The course materials included diverse perspectives OR applications to diverse populations.	2	3.50	0.71
The instructor used a variety of teaching approaches to meet the needs of all students.	2	3.50	0.71
The instructor was receptive to the expression of diverse student viewpoints	2	3.00	0.00
The instructor demonstrated sensitivity to students' needs and diverse life experiences	2	3.50	0.71

**ASSESSMENT PRACTICES**

	N	Mean	Std. Deviation
The assessments/assignments reflected what was covered in the course.	2	3.50	0.71
The grades I have received thus far reflect the QUALITY of my performance in the course.	2	3.00	0.00
The criteria for good performance on the assignments or assessments were clearly communicated.	2	3.00	0.00
The instructor's evaluation of my performances was constructive.	2	3.50	0.71

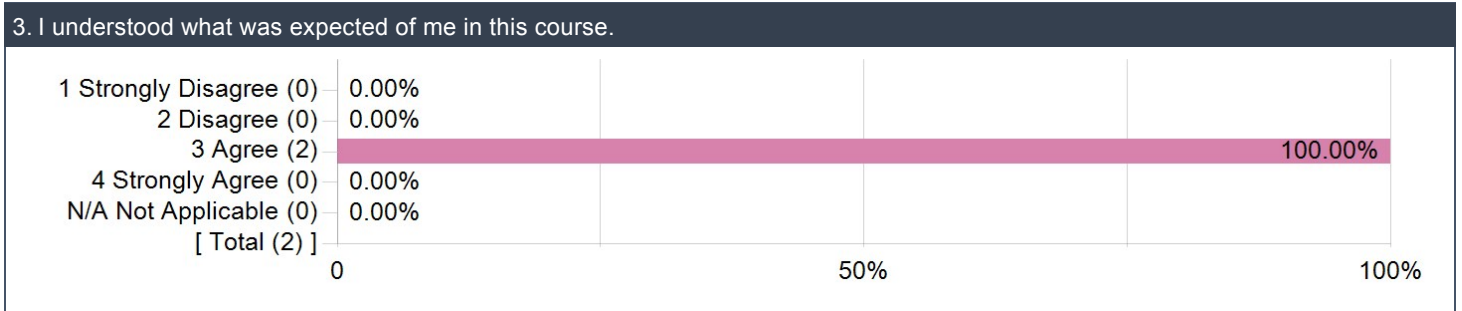
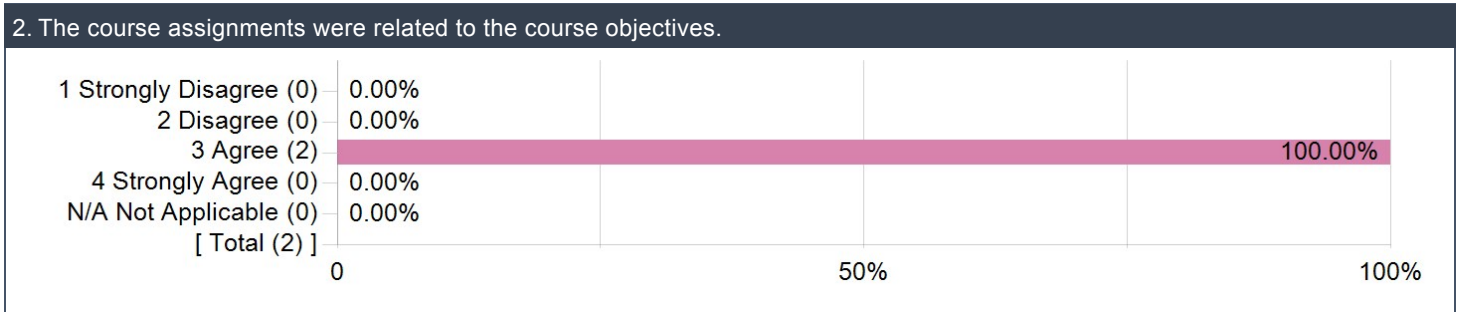
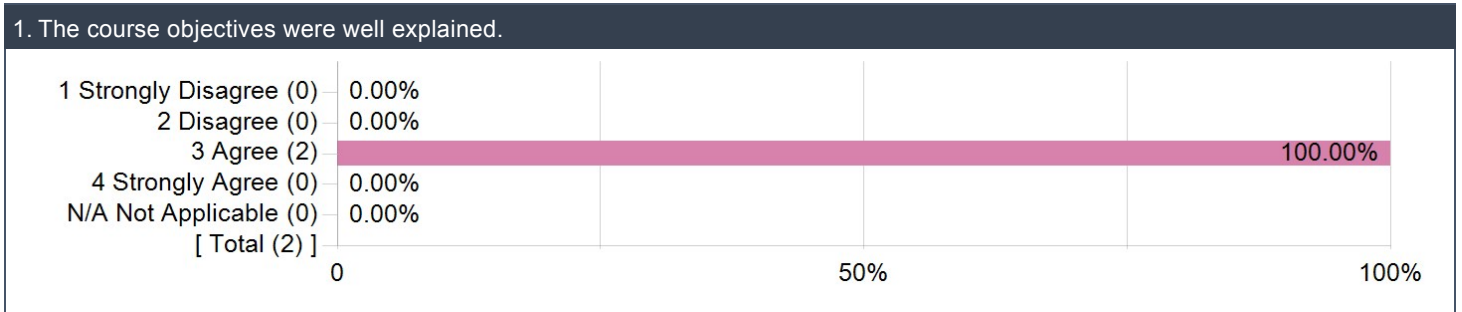
**COURSE IMPACT**

	N	Mean	Std. Deviation
I learned perspectives, principles, or practices from this course that I expect to apply to new situations.	2	3.50	0.71
This course challenged me to think critically and communicate clearly about the subject.	2	3.00	0.00
This course provided me with information that may be directly applicable to my career or academic goals.	2	3.50	0.71

## LEARNING EXPERIENCE SUBSCALE ANALYSIS: COURSE DESIGN

### COURSE DESIGN

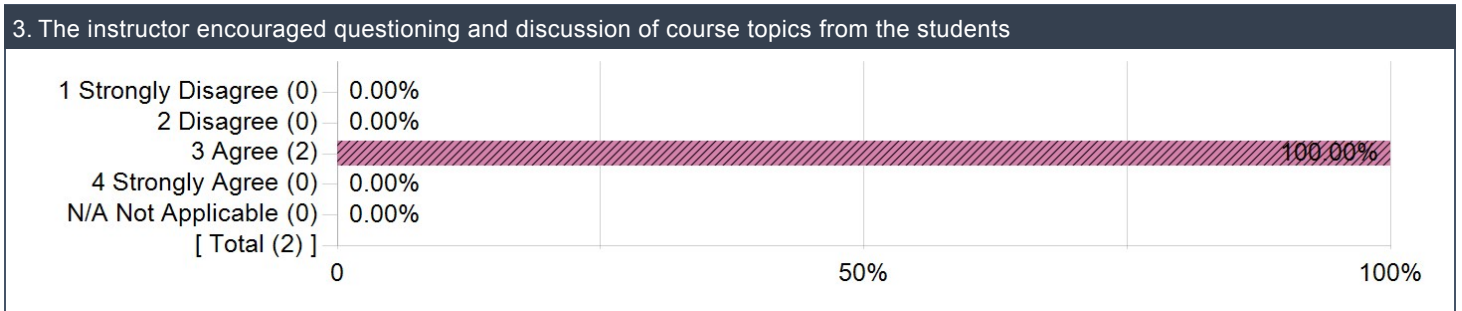
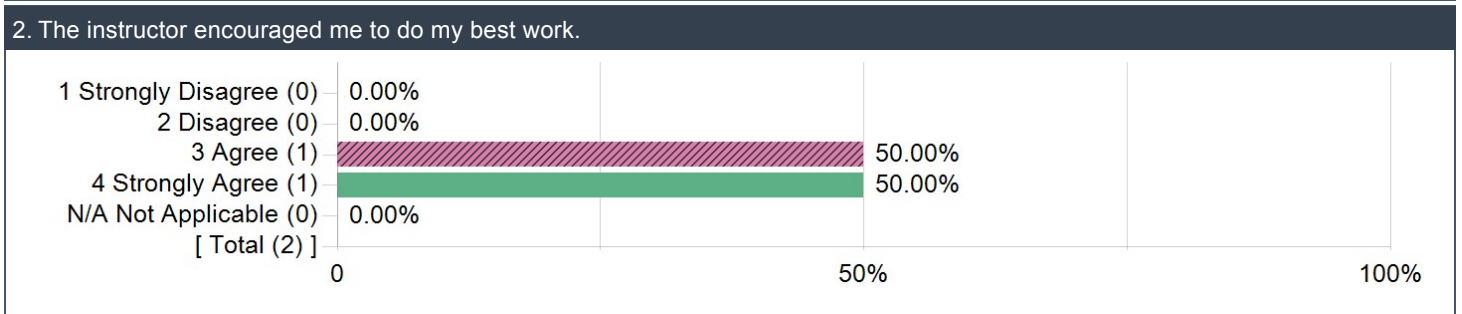
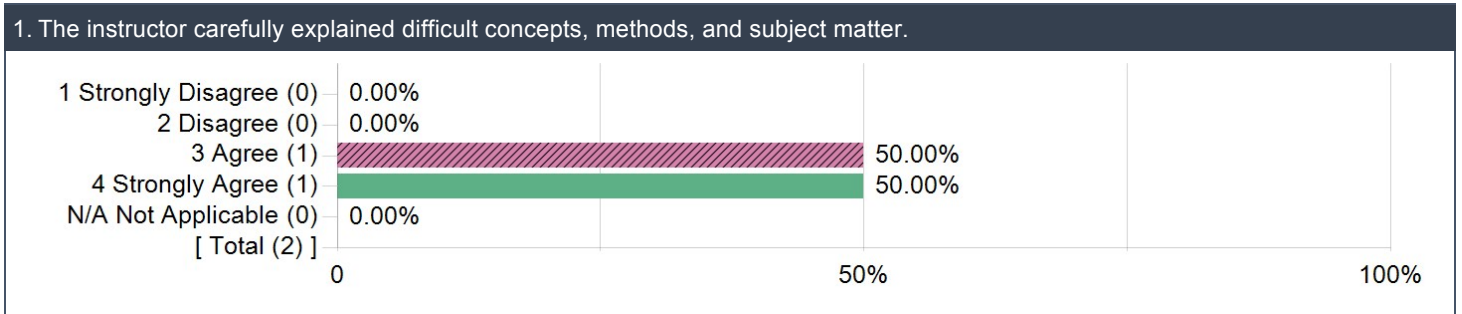
	N	Mean	Std. Deviation
The course objectives were well explained.	2	3.00	0.00
The course assignments were related to the course objectives.	2	3.00	0.00
I understood what was expected of me in this course.	2	3.00	0.00



## LEARNING EXPERIENCE SUBSCALE ANALYSIS: INSTRUCTIONAL PRACTICES

### INSTRUCTIONAL PRACTICES

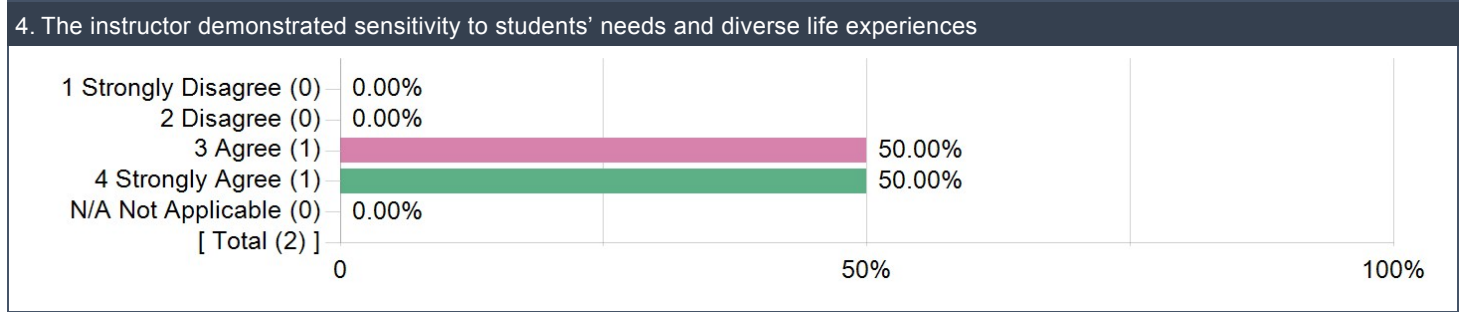
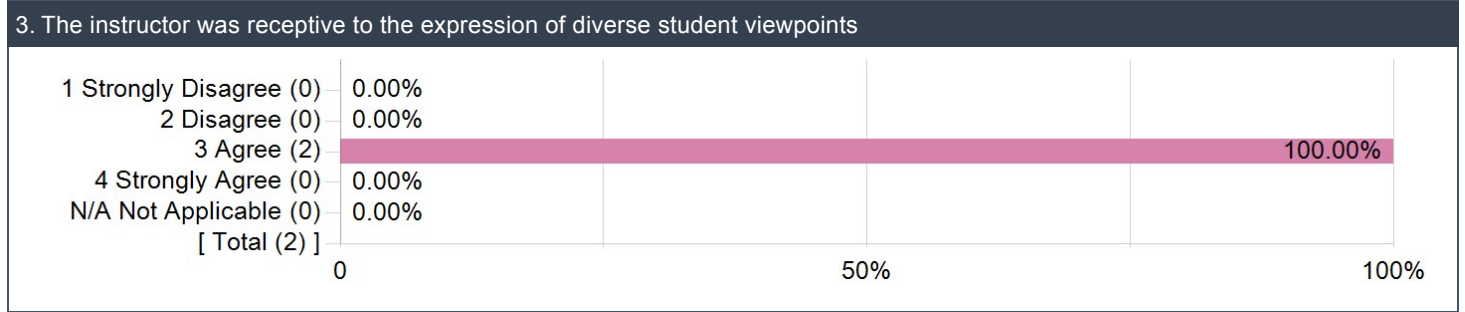
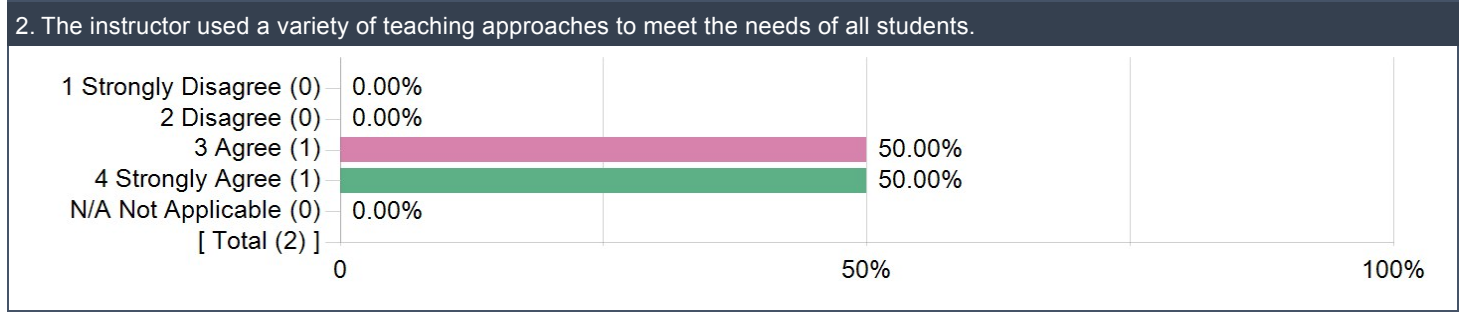
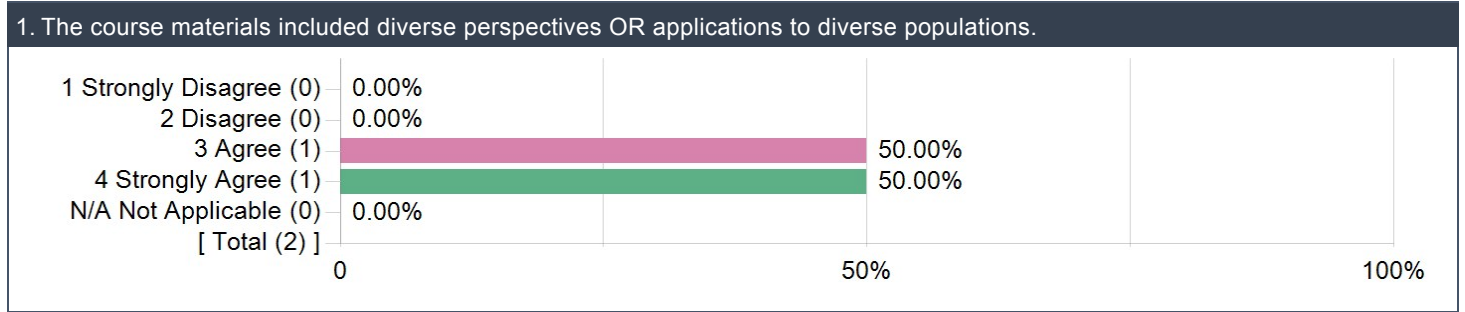
	N	Mean	Std. Deviation
The instructor carefully explained difficult concepts, methods, and subject matter.	2	3.50	0.71
The instructor encouraged me to do my best work.	2	3.50	0.71
The instructor encouraged questioning and discussion of course topics from the students	2	3.00	0.00



## LEARNING EXPERIENCE SUBSCALE ANALYSIS: INCLUSION PRACTICES

### INCLUSION PRACTICES

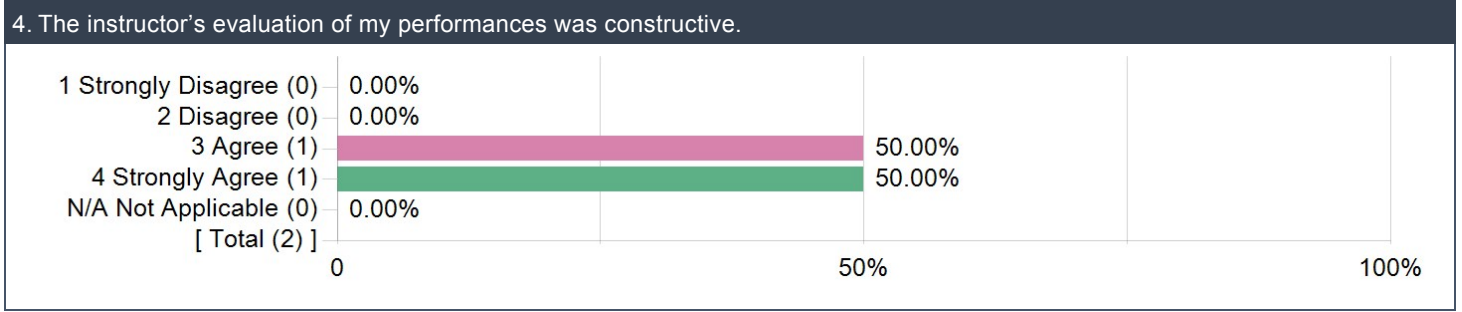
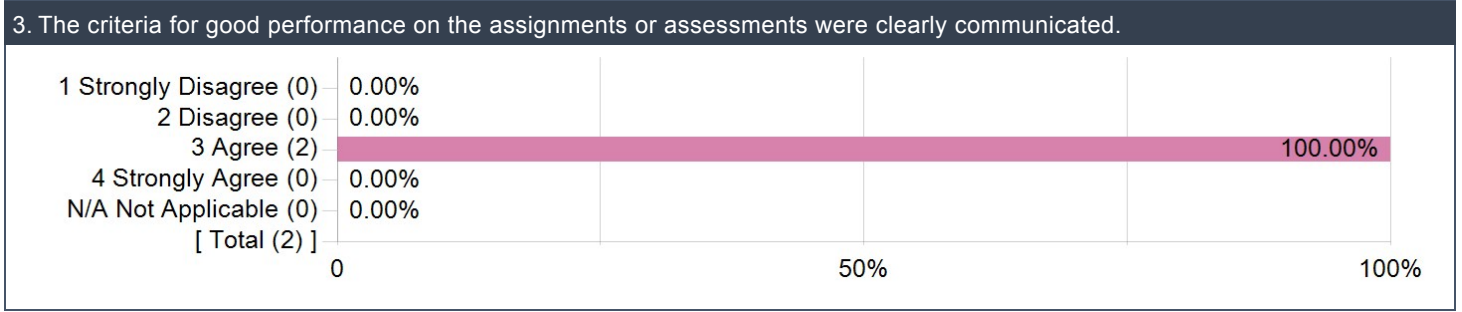
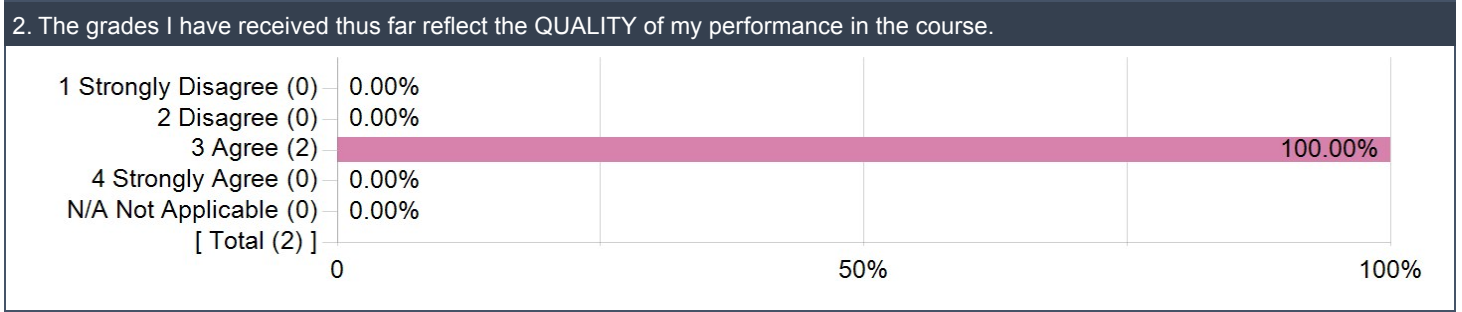
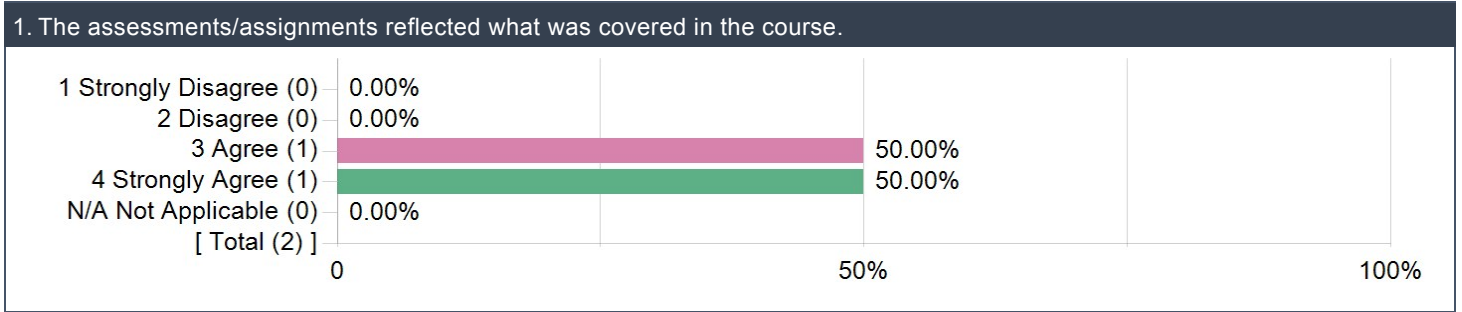
	N	Mean	Std. Deviation
The course materials included diverse perspectives OR applications to diverse populations.	2	3.50	0.71
The instructor used a variety of teaching approaches to meet the needs of all students.	2	3.50	0.71
The instructor was receptive to the expression of diverse student viewpoints	2	3.00	0.00
The instructor demonstrated sensitivity to students' needs and diverse life experiences	2	3.50	0.71



## LEARNING EXPERIENCE SUBSCALE ANALYSIS: ASSESSMENT PRACTICES

### ASSESSMENT PRACTICES

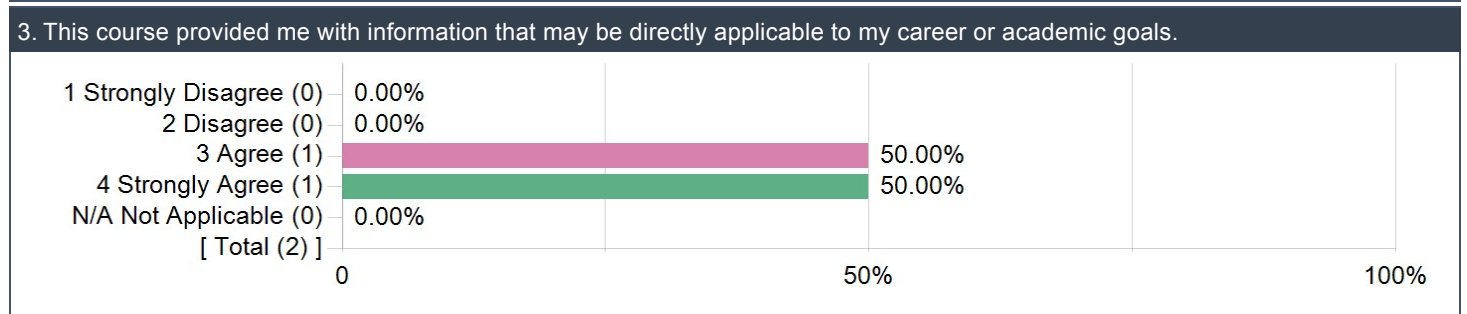
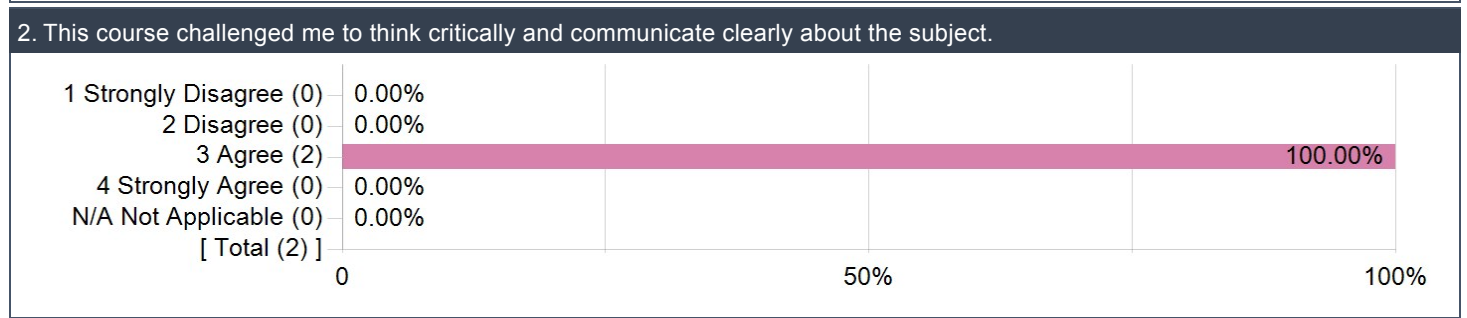
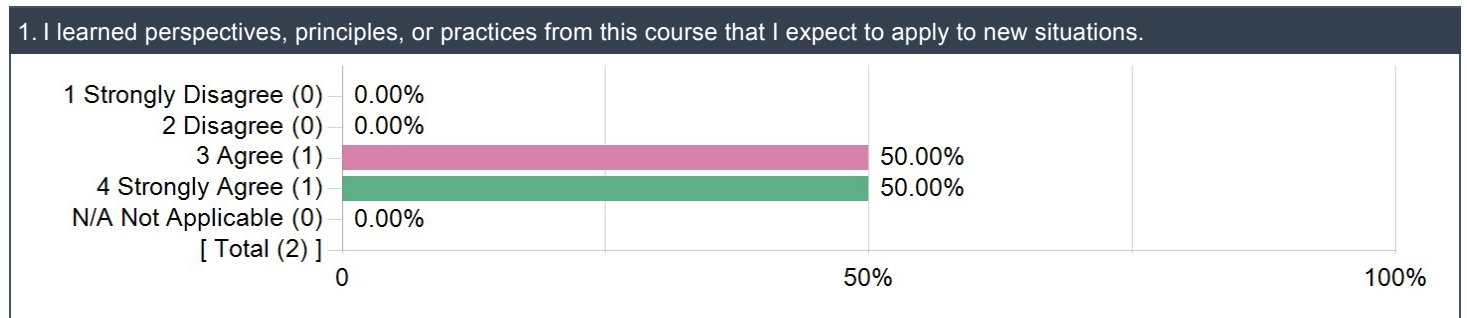
	N	Mean	Std. Deviation
The assessments/assignments reflected what was covered in the course.	2	3.50	0.71
The grades I have received thus far reflect the QUALITY of my performance in the course.	2	3.00	0.00
The criteria for good performance on the assignments or assessments were clearly communicated.	2	3.00	0.00
The instructor's evaluation of my performances was constructive.	2	3.50	0.71



## LEARNING EXPERIENCE SUBSCALE ANALYSIS: COURSE IMPACT

### COURSE IMPACT

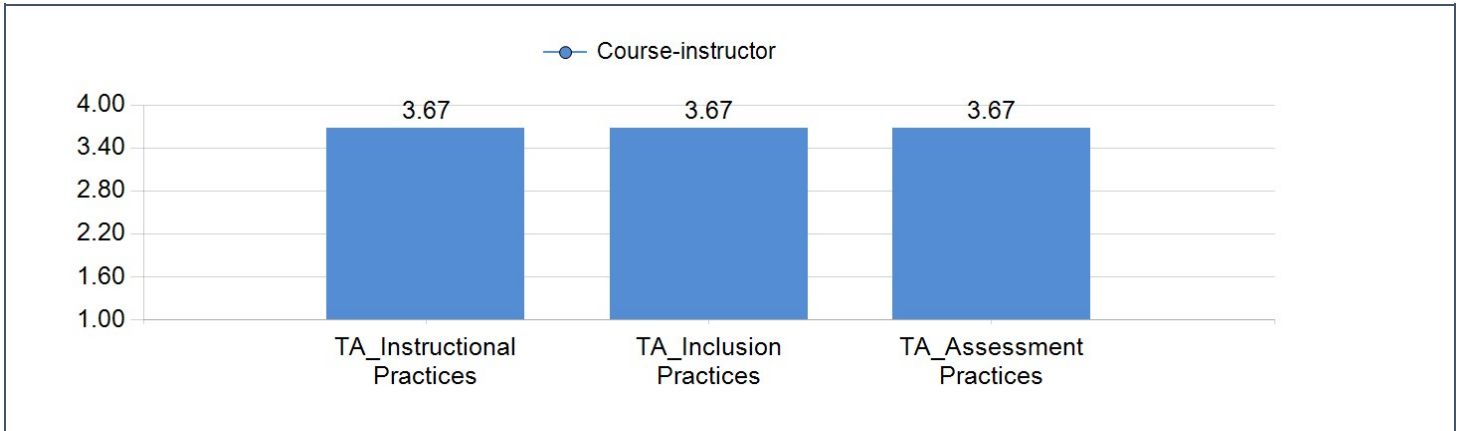
	N	Mean	Std. Deviation
I learned perspectives, principles, or practices from this course that I expect to apply to new situations.	2	3.50	0.71
This course challenged me to think critically and communicate clearly about the subject.	2	3.00	0.00
This course provided me with information that may be directly applicable to my career or academic goals.	2	3.50	0.71





## LEARNING EXPERIENCE SUBSCALE ANALYSIS FOR TEACHING ASSISTANT

### Learning Experience Subscale Average Score for Teaching Assistant



Competency	Course-instructor	Standard Deviation
TA_Instructional Practices	3.67	+/-0.50
TA_Inclusion Practices	3.67	+/-0.49
TA_Assessment Practices	3.67	+/-0.49

**TA\_INSTRUCTIONAL PRACTICES**

	N	Mean	Std. Deviation
The teaching assistant carefully explained difficult concepts, methods, and subject matter	3	3.67	0.58
The teaching assistant encouraged questioning and discussion of course topics from the students	3	3.67	0.58
The teaching assistant encouraged me to do my best work.	3	3.67	0.58

**TA\_INCLUSION PRACTICES**

	N	Mean	Std. Deviation
The teaching assistant used a variety of teaching approaches to meet the needs of all students.	3	3.67	0.58
The teaching assistant was receptive to the expression of diverse student viewpoints.	3	3.67	0.58
The teaching assistant demonstrated sensitivity to students' needs and diverse life experiences.	3	3.67	0.58
The course materials included diverse perspectives OR applications to diverse populations.	3	3.67	0.58

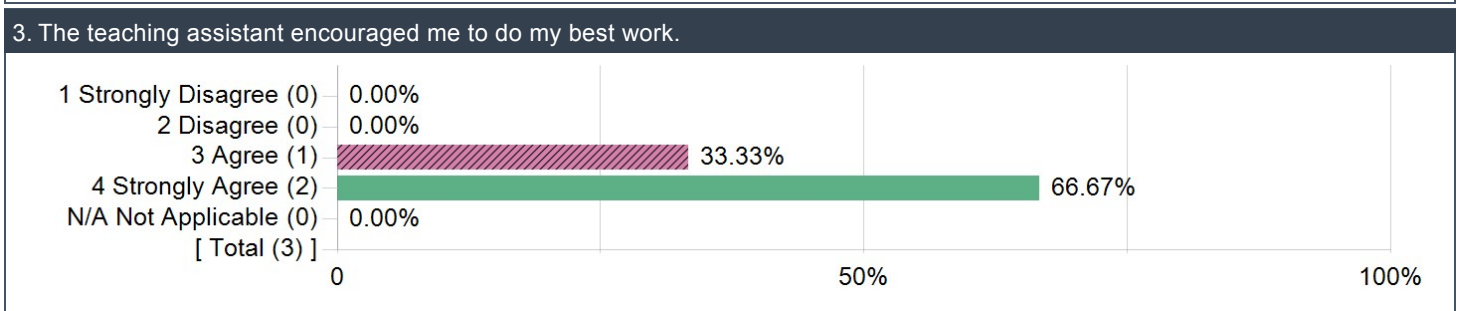
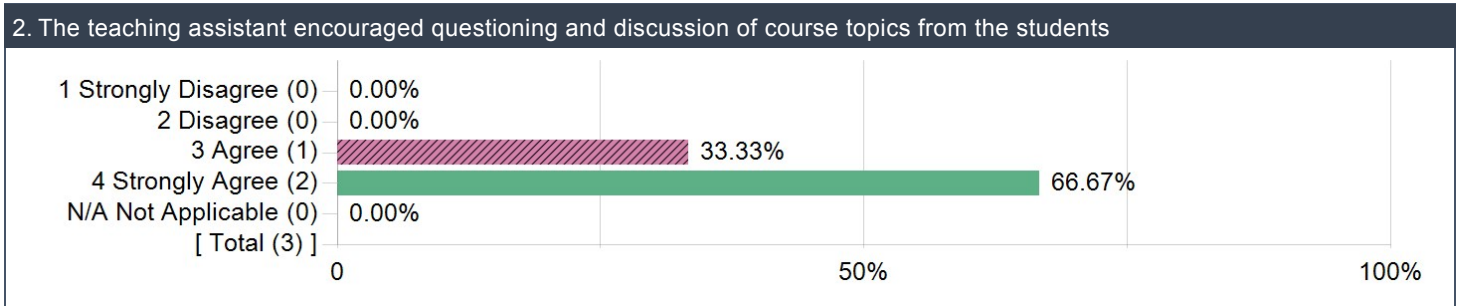
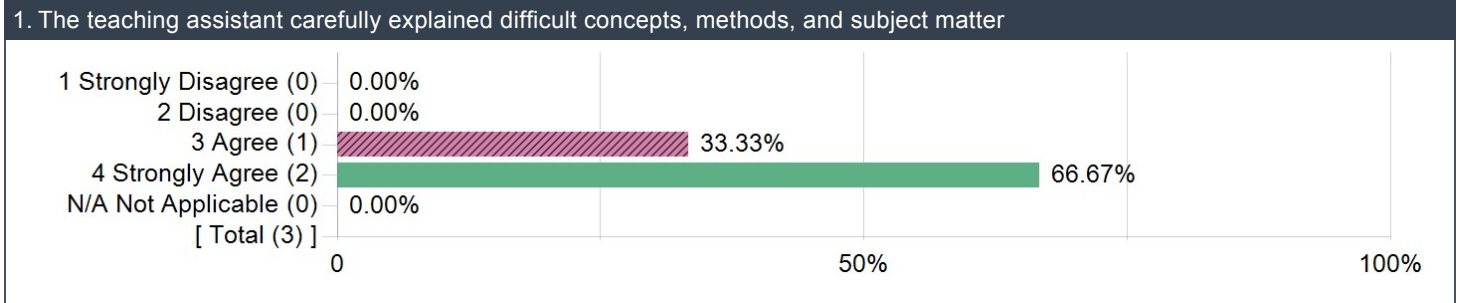
**TA\_ASSESSMENT PRACTICES**

	N	Mean	Std. Deviation
The assessments/assignments reflected what was covered in the course	3	3.67	0.58
The grades I have received thus far reflect the QUALITY of my performance in the course.	3	3.67	0.58
The criteria for good performance on the assignments or assessments were clearly communicated.	3	3.67	0.58
The teaching assistant's evaluation of my performances was constructive.	3	3.67	0.58

## LEARNING EXPERIENCE SUBSCALE ANALYSIS FOR TA: INSTRUCTIONAL PRACTICES

### TA\_INSTRUCTIONAL PRACTICES

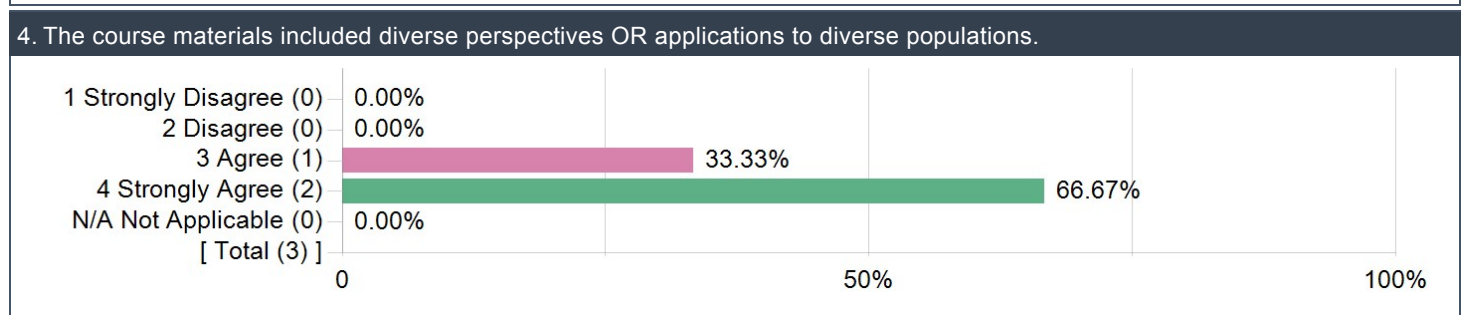
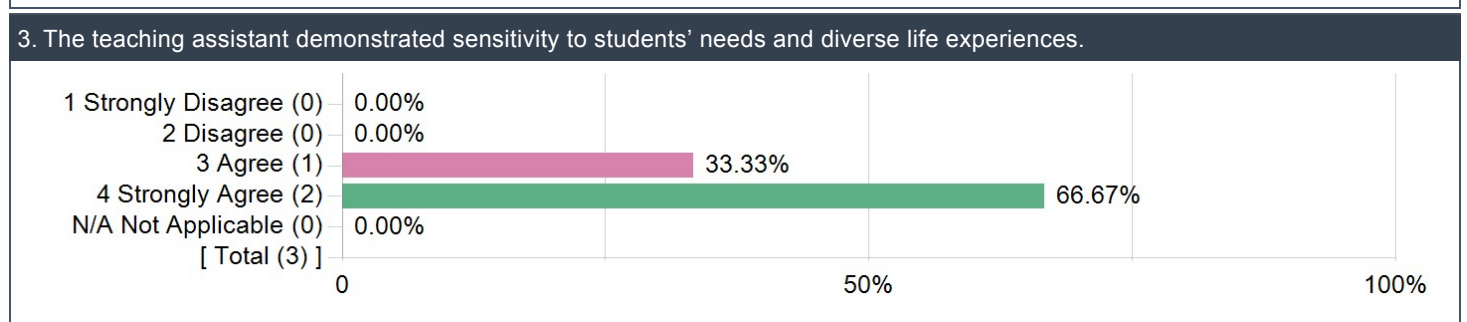
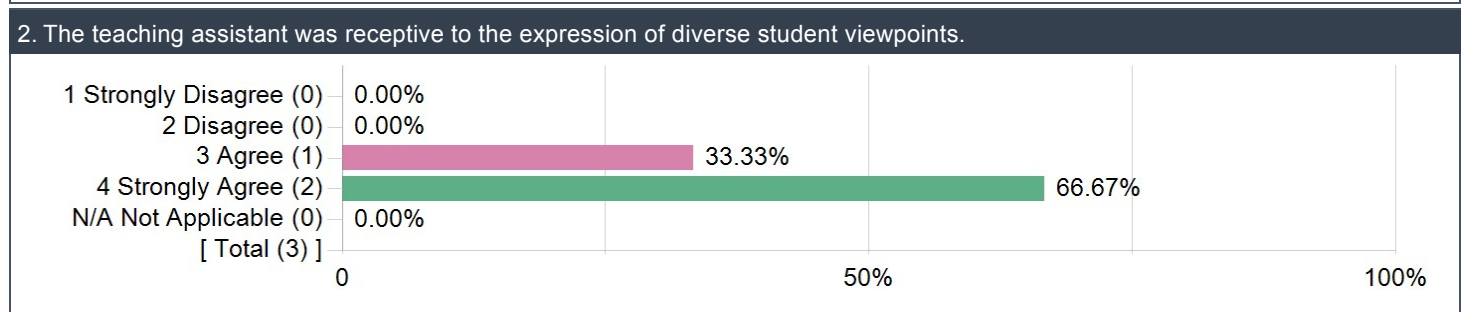
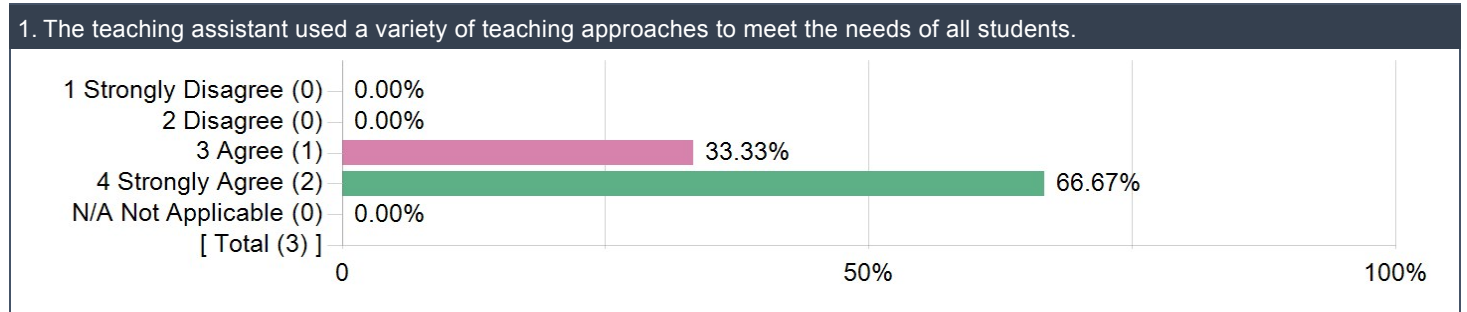
	N	Mean	Std. Deviation
The teaching assistant carefully explained difficult concepts, methods, and subject matter	3	3.67	0.58
The teaching assistant encouraged questioning and discussion of course topics from the students	3	3.67	0.58
The teaching assistant encouraged me to do my best work.	3	3.67	0.58



## LEARNING EXPERIENCE SUBSCALE ANALYSIS FOR TA: INCLUSION PRACTICES

### TA INCLUSION PRACTICES

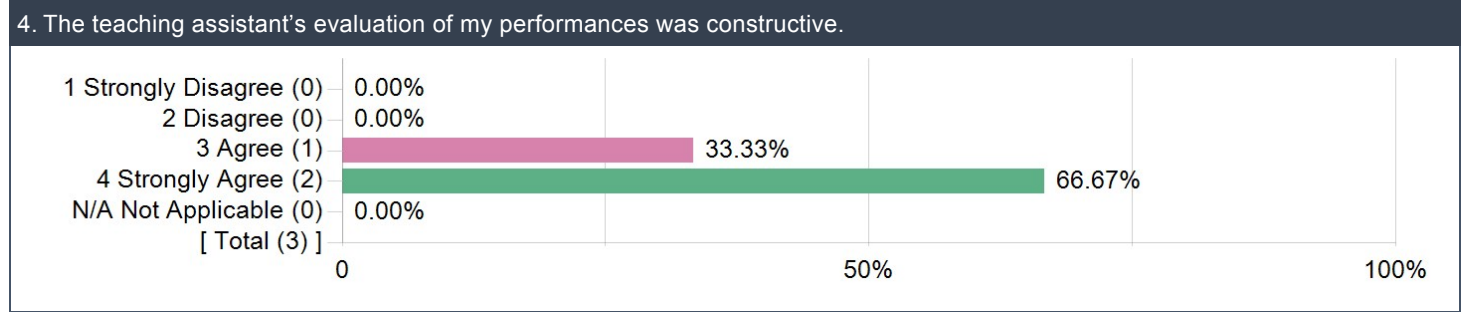
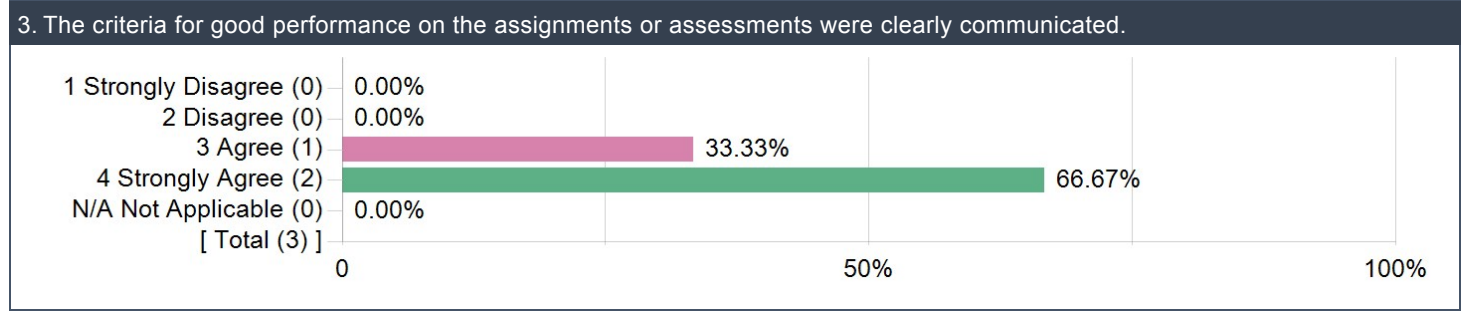
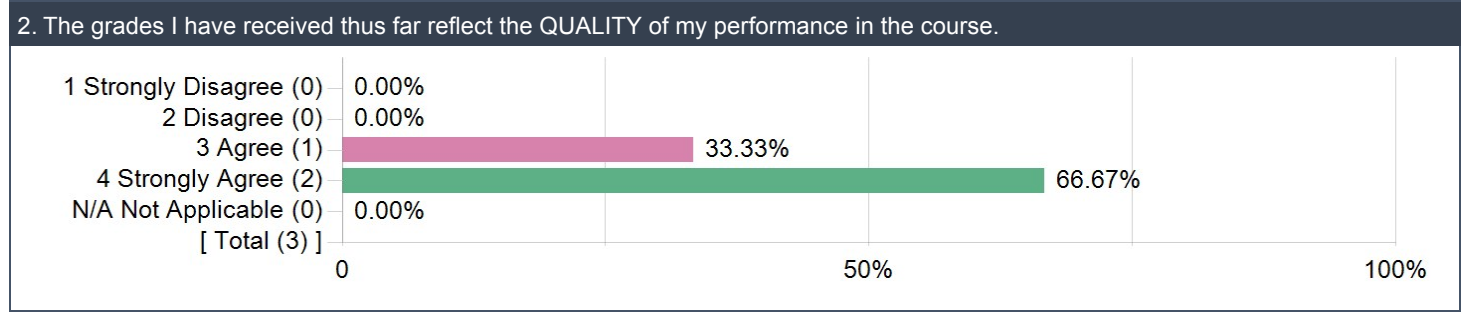
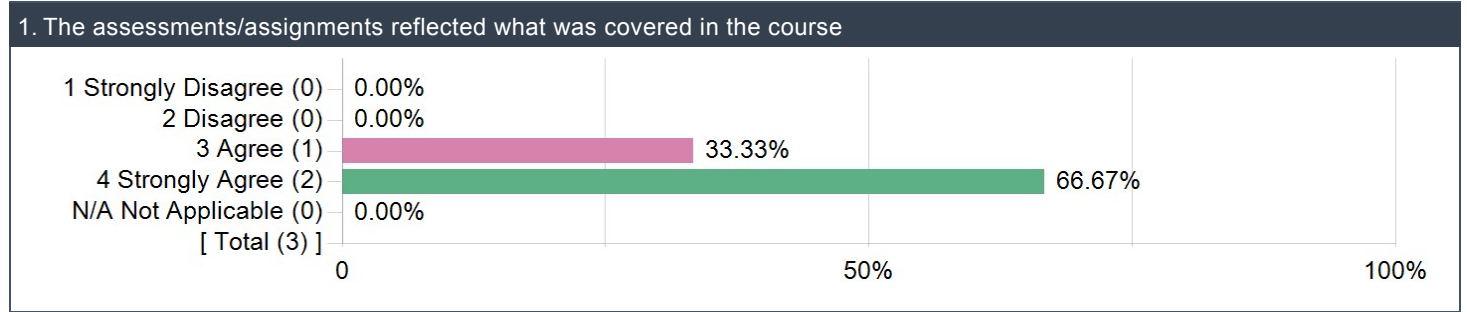
	N	Mean	Std. Deviation
The teaching assistant used a variety of teaching approaches to meet the needs of all students.	3	3.67	0.58
The teaching assistant was receptive to the expression of diverse student viewpoints.	3	3.67	0.58
The teaching assistant demonstrated sensitivity to students' needs and diverse life experiences.	3	3.67	0.58
The course materials included diverse perspectives OR applications to diverse populations.	3	3.67	0.58



## LEARNING EXPERIENCE SUBSCALE ANALYSIS FOR TA: ASSESSMENT PRACTICES

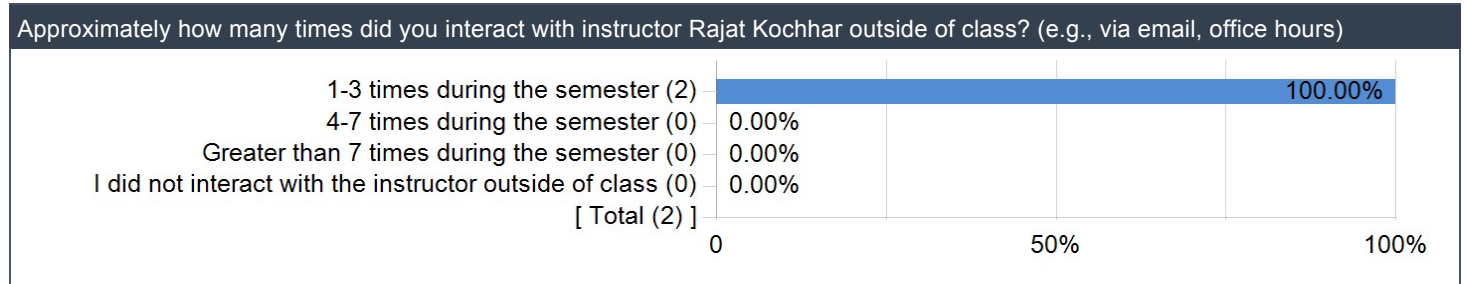
### TA\_ASSESSMENT PRACTICES

	N	Mean	Std. Deviation
The assessments/assignments reflected what was covered in the course	3	3.67	0.58
The grades I have received thus far reflect the QUALITY of my performance in the course.	3	3.67	0.58
The criteria for good performance on the assignments or assessments were clearly communicated.	3	3.67	0.58
The teaching assistant's evaluation of my performances was constructive.	3	3.67	0.58

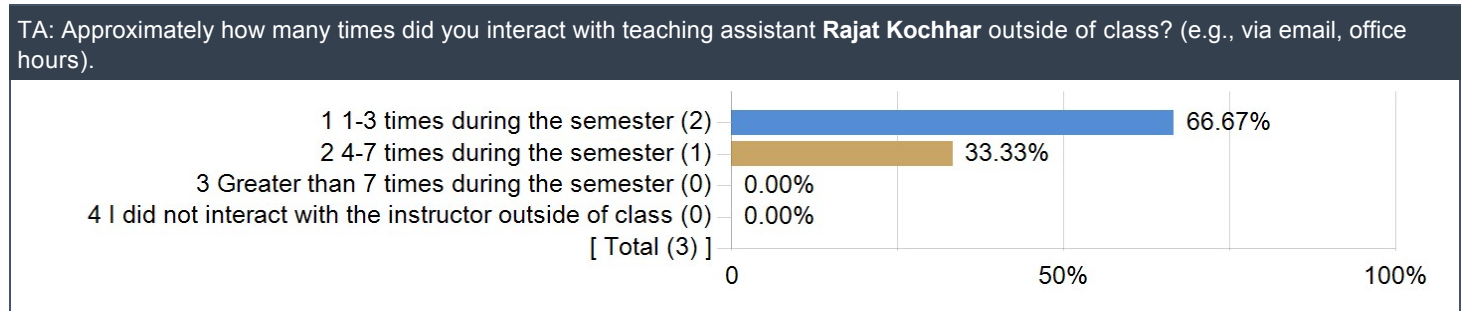


## STUDENT ENGAGEMENT ANALYSIS

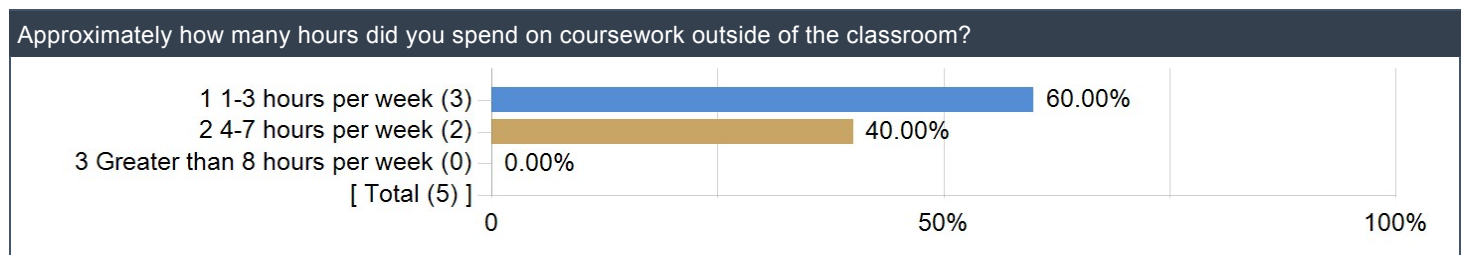
### Number of Instructor Interactions Outside of Class



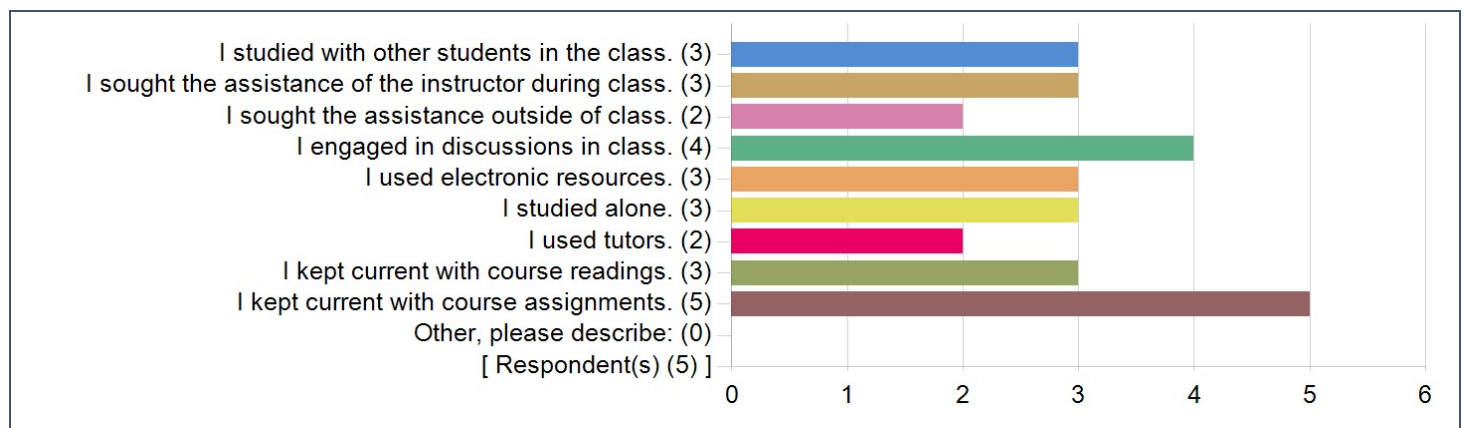
### Number of TA Interactions Outside of Class



### Approximately how many hours did you spend on coursework outside of the classroom?



### In what ways have you participated in your learning for this course? (Please select all that apply.)



**Please describe the MOST valuable aspect(s) of this course.**

Comments
Discussions
Special attention on specific problems, made the main course go much smoother.

**Please describe the LEAST valuable aspect(s) of this course.**

Comments
Readings